

RAMJET **RJ-275** **2.5 Cubic Yard Capacity** **Stationary Compactor**




The **RAMJET 275** is your best 2.5 cubic yard capacity compactor value. Built for reliable performance in commercial and medium industrial situations, it effectively reduces solid waste material to a fraction of its original size. It is attractively priced and features 60 second cycle time and powerful 55,100 lbs. compaction force!

Added Value Features

- ✓ **Side-mounted Power Unit** for convenience and ease of maintenance. It eliminates the need to go inside of the compactor.
- ✓ **Heavier steel** in key structural areas for heavy duty construction: charge box floor and ram face 1/2" steel; ram top 3/8" steel; sides 1/4" steel plate.
- ✓ **TEFC** (Totally Enclosed Fan Cooled) motor
- ✓ **Quick release motor mount** on the side mounted power unit for easy servicing and maintenance.
- ✓ **TRICON Fullness Assurance System.** This time shifting device eliminates all but one limit switch. It also produces better compaction ratios by making the ram dwell against the trash reducing the "memory" and springback. TRICON offers better cold weather performance and extends the life of the machine.

Ram Guide System

The packing ram is supported and guided by specially formulated cast iron shoes which ride on replaceable wear strips. This exclusive design protects the charge box floor from the full force of the packing ram, extending its life and dramatically reducing compaction-robbing friction.



Specifications:

Charge Box Capacity	
[Mfrs. Rating]	2.5 cy1.91m ³
[WASTEC Rating]	2.05 cy1.57m ³
Clear Top Opening	60" x 54" ...1524mm x1372mm

Performance Characteristics:

Cycle Time	60 sec.60 sec.
Total Normal Force (Min.)	46,700 lb208 kN
Total Pack-out Force (Min.)	55,100 lb245 kN
Normal Ram Face Force (Min.)	26.8 psi185 kPa
Pack-out Ram Face Force (Min.)	31.7 psi219 kPa
Ram Penetration	13"330 mm

Electrical Equipment:

Electrical Motor	
3/60-208/230/460	10 hp7.5 kW
Electrical Control Voltage	120 VAC120 VAC
UL Labeled Panel Box: Type NEMA 4, All Circuits Fused	
Standard 2 Button Controls: Keylock Start/ Mushroom Stop	
Connected to 13' Sealtite	

Hydraulic Equipment:

Hydraulic Pump	
Capacity	13 gpm49.2 L/min.
Normal Pressure	1650 psi114 bar
Maximum Pressure	1950 psi134 bar
Hydraulic Cylinder Bore	6"152mm
Hydraulic Cylinder Rod	4"102mm
Hydraulic Cylinder Stroke	68"1727mm
Weight	5875 lbs.2665 kg

RJ-275 2.5 Cubic Yard Stationary Compactor

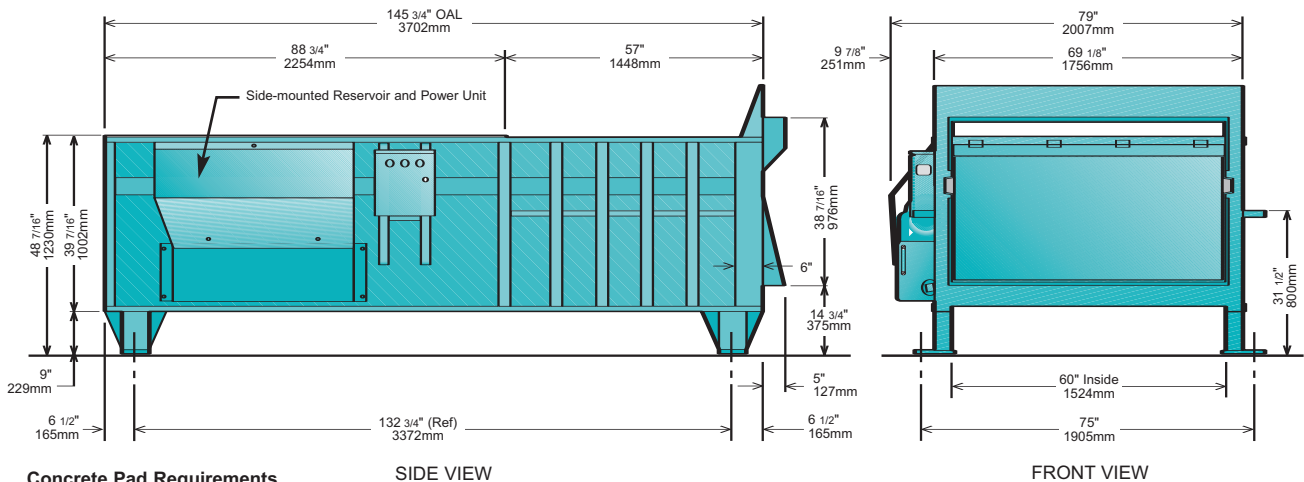
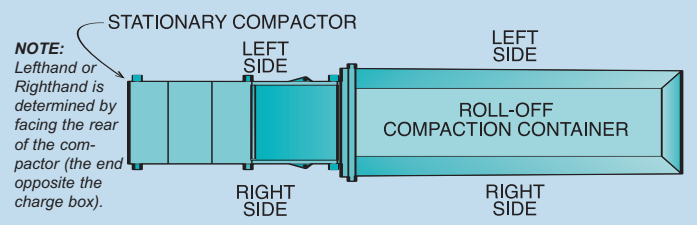


▼ The **RJ-275** features Marathon's high performance **Side-Mounted Power Unit** for ease-of-maintenance which eliminates the need to go inside the compactor for servicing. The **Limit Switch** and all other parts of the power unit are also attached to the outside of the compactor body. The **Reset Button** for the Motor Starter is located on the outside which eliminates entry into the control box.

▼ The **RJ-275** features an advanced, simplified control system with 2 button operation. It is key-operated and fully automatic. The heavy duty push button controls are contained in a weatherproof NEMA 4 enclosure. Connected to the power pack with 13' of sealtite, the controls can be located for operator convenience.



Top View of Typical Compactor & Container Configuration



Authorized Distributor:

WESSCO Visit our web site: www.wessconw.com

Address: WESSCO 211 N.E. Columbia Blvd.
Portland, OR 97211
USA

Office: 503-289-2360

E-mail: info@wessconw.com

Fax: 503-289-2845

Pictures in this literature are illustrative only. Specifications are subject to change without notice in order to accommodate improvements to the equipment. Certified in compliance with ANSI Regulation Z245.2, all OSHA standards, and certified under WASTEC's Stationary Compactor Certification Program. Products must be used with safe practice and in accordance with said regulations and standards.

