

Trash Commander TANK 2 and 2.5 Cubic Yard Stationary Compactors



A direct hit has been made on your waste control problems! Marathon, the industry leader in waste compaction and recycling equipment, presents a "must have" weapon for your arsenal: the TC-220T and the TC-225T Trash Commander TANK.

Compact but powerful, the TANK was designed based on your suggestions. The TANK maneuvers well in those applications where space is limited but your demand for maximum compaction performance is not.

An overall length of 72" enables the Tank to fit snugly against any structure.

The Tank's compaction power is at the top of the industry with 62,700 LBF and a ram face pressure of 40.2 PSI!

- ★ Durable construction with 1/2" thick flooring and ram face.
- ★ Superior clear top openings: 53.5" x 58" (2.5 cy. models) & 42" x 58" (2 cy. models).
- ★ Best loading height in the industry at 48", eliminating the need for platforms with hand and toe rails.
- ★ Perfect for commercial and most industrial waste compaction applications such as grocery stores, warehouses, department stores, large restaurants, factories... and the list goes on!
- ★ Signature Series Warranty: 3 years structure, 2 years components, and 6 months labor.

It's time for you to be on the offensive in the "Battle with Trash," and Marathon Equipment Company has the artillery you need to do it.

**Marathon's
Secret Weapon...**

The Trash Commander
TANK®

Designed to meet applications where space is limited, but superior strength, dependability and compaction performance are a must!



Specifications

Model	TC 220T HD & HDHF		TC 225T HD & HDHF	
	10 hp	15 hp	10 hp	15 hp
Charge Box Capacity, cu yds (Mfrs. Rating)	2	2	2.5	2.5
(WASTEC) Standards	1.44	1.44	1.82	1.82
Clear Top (W), Inches	58	58	58	58
Opening (L), Inches	42	42	53.5	53.5

Performance

Cycle Time, Seconds	52	40	63	49
Total Normal Force, lbs	54,500	62,700	54,500	62,700
Total Maximum Force, lbs	54,500	62,700	54,500	62,700
Normal Ram Face Force, psi	34.9	40.2	34.9	40.2
Max. Ram Face Force, psi	34.9	40.2	34.9	40.2
Ram Penetration, Inches	13	13	13.5	13.5

Hydraulics/Electrics

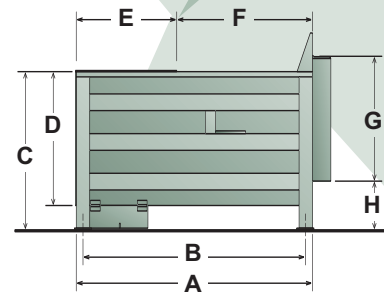
Motor, hp	10	15	10	15
Pump, gpm	10	13	10	13
Normal, psi	1,850	2,150	1,850	2,150
Maximum, psi	2,000	2,300	2,000	2,300
Cylinder Stroke (2), Inches	37.25	37.25	45.25	45.25
Cylinder Bore (2), Inches	4.5	4.5	4.5	4.5
Rod Diameter, Inches	2.5	2.5	2.5	2.5
Reservoir Capacity, Gal	20	20	20	20

Weight, lbs.

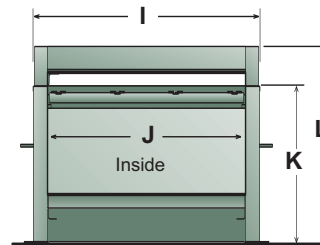
	4,600	4,600	5,200	5,200
--	-------	-------	-------	-------



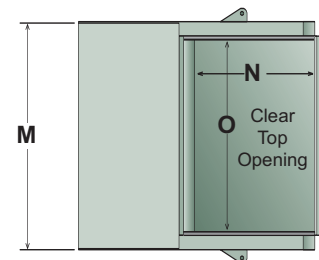
Also see our
**3 cy. TANK
TC-300**



Side View



Front View



Top View

Dimensions

	2 yd.	2.5 yd.
A	72"	91"
B	68"	87"
C	48"	48"
D	40-15/16"	40-15/16"
E	27-1/16"	32-15/16"
F	44-15/16"	57-1/16"
G	38-1/8"	38-1/8"
H	14-5/8"	14-5/8"
I	69"	69"
J	60"	60"
K	48"	48"
L	60"	60"
M	69"	69"
N	42"	53.5"
O	58"	58"

WESSCO Visit our web site: www.wessconw.com

Address:
WESSCO 211 N.E. Columbia Blvd.
Portland, OR 97211
USA

Office:
503-289-2360

Fax:
503-289-2845

E-mail:
info@wessconw.com

Pictures in this literature are illustrative only. Specifications are subject to change without notice in order to accommodate improvements to the equipment. Certified in compliance with ANSI Regulation Z245.2, all OSHA standards, and certified under WASTEC's Stationary Compactor Certification Program. Products must be used with safe practice and in accordance with said regulations and standards.

